

THE MINI CLUBMAN.





CONFIDENT STYLING, PERFECTLY FORMED.

Sophistication is found where practicality is stylish and style is practical – as exemplified by the MINI Clubman. At first glance, it is a classic MINI with all the British charm and urban appeal of the original. At a second glance, however, the 6-door model reveals a whole host of practical features as well as an adaptive spacious interior to fit the whole family. Focus in on the details and notice the high-quality materials and unique style that raises it far above all other vehicles of its class.

A veritable all-rounder, it is agile and manoeuvrable enough to be completely at home in towns and cities. At the same time, it offers all the space and comfort you need for a truly relaxing ride on longer journeys.



NOT JUST AN ENGINE, BUT A DRIVING FORCE.

The range of six MINI Twin Power Turbo engines for the MINI Clubman deliver all the performance you need, whatever the conditions. Leading the way are the athletic four-cylinders in the Cooper S/SD, also available with ALL4 all-wheel drive for maximum stability and supreme traction.

Its bigger size in no way detracts from the classic go-kart feel, especially given that the more dynamic driver can specify a chassis that is 10mm lower. With MINI Driving Modes, you can adapt the Clubman to the kind of drive you want at any given moment: Optional Dynamic Damper Control sets the suspension to deliver a noticeable increase in comfort when driving in MID and GREEN modes. SPORT mode takes advantage of a more dynamic suspension set-up and lets you change the steering and accelerator characteristics at the touch of a button.



COOPER S.

Full speed ahead: The 2.0litre, four-cylinder petrol engine with 131kW*/178hp and the 2.0litre, four-cylinder diesel engine with 140kW/190hp pack just the right punch. The front design and rear apron, the air scoop in the bonnet, the red 'S' on the radiator grille, side scuttles and right-hand split door and the tailpipes both left and right all suggest the power waiting to be unleashed on the road.



COOPER.

Uniting dynamics and efficiency: the 1.5litre, three-cylinder petrol engine with 100kW/136hp and the 2.0litre, four-cylinder diesel engine with 110kW/150hp. Special features: a chrome tailpipe and roof and mirror caps in an optional contrasting colour.



ONE.

The go-kart feel starts with the 1.5litre, three-cylinder petrol engine with 75kW/102hp or 1.5litre, three-cylinder diesel engine with 85kW/116hp, both featuring MINI Twin Power Turbo technology. The colour of its exterior mirror caps always corresponds to the body colour.

* Depending on the environmental conditions, a temporary peak output is provided that may be approx. 10% above the nominal output; the duration of the peak output increases as the environmental temperature decreases (at +25°C approx. 5s, at -20°C approx. 40s).

SHOW OFF YOUR STYLE.

The equipment options for the MINI Clubman are entirely geared towards helping you emphasise your own individual style as much as possible. The first step to fine-tuning your own personal expression is to choose from the trim options Classic, John Cooper Works or MINI Yours. These can be combined with additional feature-rich packages to suit your specific requirements. The third step is to select individual options to create your own, custom-designed vehicle.

Some of the equipment options offered with the trims are shown here in three preconfigured examples – each modelled by the MINI Clubman Cooper S. Find out more from your MINI Partner about the trim options available – or visit the MINI website.



CLASSIC TRIM. GET ON BOARD WITH STYLE.

- Paintwork in Indian Summer Red
- Roof and exterior mirror caps in Jet Black
- Light alloy wheels 18" Multiray Spoke two-tone (Cooper S)
- Seats in fabric/leatherette combination in Black Pearl
- Interior surfaces in Piano Black
- Ambient lighting, lights package and Excitement package
- Floor mats



JOHN COOPER WORKS TRIM. HIGH SPORTING STANDARDS.

- Paintwork in Chilli Red
- Roof and exterior mirror caps in Jet Black
- JCW Aerodynamics kit
- Light alloy wheels 18" JCW Grip Spoke
- Adaptive Sport suspension
- Piano Black exterior with black badges, door handles and headlight surrounds etc.
- JCW sport seats in Dinamica/leather combination
- Interior surfaces in Piano Black
- Steering wheel in Walknappa leather with JCW badge
- Ambient lighting and lights package
- Anthracite headliner
- And much more



MINI YOURS TRIM. MAXIMUM ELEGANCE.

- Paintwork in MINI Yours Enigmatic Black
- Roof and exterior mirror caps in Silver (optional)
- Light alloy wheels 18" MINI Yours British Spoke two-tone
- MINI Yours badge on B/C-pillar
- Seats in MINI Yours Lounge leather in Carbon Black
- Steering wheel in Walknappa leather with MINI Yours badge
- MINI Yours Interior Style in illuminated Frozen Blue
- Chrome Line interior
- Ambient lighting and lights package
- Anthracite headliner
- MINI Yours floor mats
- And much more



Standard colour
Moonwalk Grey




White Silver²




Rooftop Grey



Pepper White^{1/3}




Island Blue




Midnight Black




British Racing Green



Chilli Red¹



Indian Summer Red



Special colour MINI Yours
Enigmatic Black








Colours for roof and exterior mirror caps:
Aspen White, Melting Silver, Jet Black or Multitone⁴

IT'S YOUR MOMENT.

Colours are used to create a special atmosphere and to emphasise the unique nature of every contour. All Clubman trims come with a range of exclusive paintwork colours for you to choose from, to add that highly personal touch to its elegant individuality.

Three contrasting colours for the roof and exterior mirrors add striking highlights and give you more combinations to choose from – while another option is the extraordinary Multitone roof⁴, a sensational paintwork alternative in a polychromatic design. For the light alloy wheels you can select from options sized from 16 to 19 inches and featuring a range of choice designs – some of these are shown here on the right. More light alloy wheels are available via Original MINI Accessories.

More at [mini.com/configurator](https://www.mini.com/configurator)



- 1 19" John Cooper Works Circuit Spoke two-tone⁵
- 2 18" MINI Yours British Spoke two-tone
- 3 18" Multiray Spoke two-tone

- 4 18" John Cooper Works Grip Spoke⁵
- 5 18" Star Spoke black
- 6 18" Star Spoke

- 7 17" Vent Spoke
- 8 17" Net Spoke black
- 9 16" Revolite Spoke

¹ Non-metallic | ² Only in conjunction with contrasting roof colour. Not available for the One | ³ Only available until October 2021 | ⁴ Only in combination with specific body colours and external mirror caps in Jet Black

⁵ Only in conjunction with the JCW trim

HOW WOULD YOU LIKE TO SIT?

The range of seat upholstery options creates spaces to satisfy even the highest of standards. Because after all, people often have very different ideals when it comes to finished materials. Alongside combinations of premium materials, there is also a range of stitched, perforated and textured real leather to choose from for all trims. When selecting from the different upholstery options keep in mind how they will combine with a corresponding Interior Style.



MINI YOURS LOUNGE LEATHER IN CARBON BLACK.
Ultimate comfort, classic Union Jack design on the front of the headrest, striking piping and immaculate workmanship. In a MINI Yours sport seat, you can really feel the difference, however long the drive.¹



- 1 MINI Yours Lounge leather
Carbon Black
Sport seat
- 2 Dinamica/leather combination
Carbon Black
John Cooper Works sport seat
- 3 Dinamica/fabric combination
Carbon Black
John Cooper Works sport seat
- 4 Chester leather²
Indigo Blue
Sport seat
- 5 Chester leather²
Malt Brown
Sport seat
- 6 Chester leather²
Satellite Grey
Sport seat
- 7 Fabric/leatherette combination
Black Pearl
Sport seat
- 8 Leatherette Carbon Black
Sport seat
- 9 Cross Punch leather²
Carbon Black
Sport seat



INTERIOR STYLES: PERSONALISED FEEL WITH PERFECTLY MATCHED DESIGN FEATURES.

MINI Yours Interior Style in illuminated Fibre Alloy.



Fibre Alloy



Piano Black



Dark Silver (illuminated)

Interior Style in Piano Black.



Black Chequered



Piano Black

MINI Yours Interior Style in illuminated Piano Black.



Black Chequered



Piano Black



Piano Black (illuminated)

MINI Yours Interior Style in illuminated Frozen Blue.



Black Chequered



Frozen Blue



Piano Black (illuminated)

The Interior Styles are a combination of colour-matched decorative surfaces in colours that complement the selected upholstery option. The example above combines the upholstery selection MINI Yours Lounge leather in Carbon Black and the MINI Yours Interior Style in illuminated Piano Black.


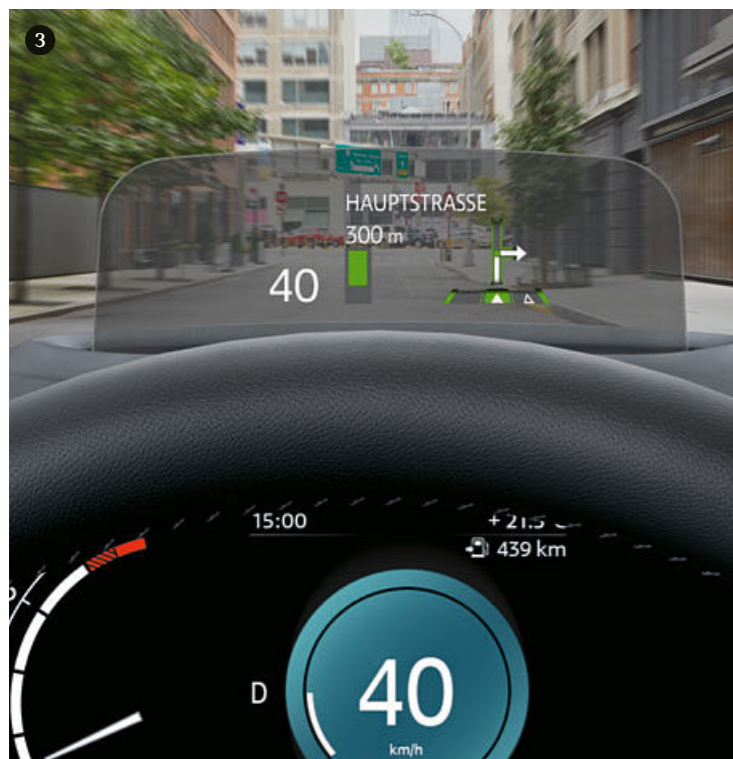
For more details on the interior design for your Clubman, visit mini.com/configurator

¹Leather covering on the seat cushions, backrest and headrests front and rear | ²Leather covering on the seat cushions and backrest



PRACTICAL IDEAS, WRAPPED IN STYLE.

Perfect your chosen trim with a range of feature-rich packages: The Driving Assistant Package Plus includes features like a collision and pedestrian warning system and Active Cruise Control. An integrated Parking Assistant helps you find a parking space and supports you with parallel parking (1). With the Comfort Package Plus you'll enjoy being in your MINI even more, thanks to seat and steering wheel heating, automatic air conditioning (2), a practical through-loading system (4) as well as Comfort Access with its Easy Opener function for the tailgate (7). Connected Navigation Plus delivers the latest technology, including the MINI Head-Up Display (3) that puts core journey information right in your field of vision. With a personal concierge, real-time traffic information via the navigation system and a range of other Remote Services, this package opens up all the latest ways to interact with your vehicle.



A range of individual options are also available to make your MINI just how you want it – these include a stylish Piano Black exterior (5), full LED headlights with Matrix light functionality (5) and a large-scale panoramic glass sunroof (6).

There's more on all available packages and individual options at [mini.com](https://www.mini.com)



MOBILITY LIKE NEVER BEFORE – WITH THE NEW MINI APP.

Get the most out of your MINI: The new MINI app is a mobile add-on that seamlessly connects your smartphone to your MINI and gives you access to your vehicle's core functions. The app's intuitive, user-friendly design make it incredibly easy to use. The MINI app also opens up new routes and interactions with MINI Connected and your surroundings – it gives you a constant overview of the current status of your MINI and Remote Services also mean you always know where your MINI

is parked. It makes it even easier to get from A to B as it lets you add favourites like “home” and “work” or you can send other destinations straight to your MINI. If your MINI has any service requirements, the app will notify you directly. You can then use the app to make an appointment with the MINI Service Partner it has saved for you.



More at
mini.com/app



THE KEY TO A NEW EXPERIENCE.

There's lots to say about the Clubman style – but the most powerful way to experience it is to see it in person. Your MINI Partner will be happy to book you in for a test drive with the Clubman of your choice. Discover a versatile character that is prepared for anything.

Engine – MINI Clubman	One	One D	Cooper	Cooper D	Cooper S	Cooper S ALL4	Cooper SD	Cooper SD ALL4
Engine/transmission^{2,3}								
Cylinders/configuration/valves per cylinder	3/inline/4	3/inline/4	3/inline/4	4/inline/4	4/inline/4	4/inline/4	4/inline/4	4/inline/4
Capacity cm ³	1499	1496	1499	1995	1998	1998	1995	1995
Nominal power/rated speed kW/hp/rpm	75/102/ 3900–6500	85/116/ 4000	100/136/ 4500–6500	110/150/ 4000	131/178/ 5000–6500	131/178/ 5000–5500	140/190/ 4000	140/190/ 4000
Max. torque/revs Nm/rpm	190/1380–3600	270/1750–2250	220/1500–4100	350/1750–2500	280/1350–4200	280/1350–4200	400/1750–2500	400/1750–2500
Compression ratio/recommended fuel	:1 11/91–95 RON	16.5/Diesel	11/91–95 RON	16.5/Diesel	11/91–95 RON	11/91–95 RON	16.5/Diesel	16.5/Diesel
Performance								
Max. speed km/h	188 [188]	192 [192]	206 [206]	212 [212]	228 [228]	[225]	[225]	[222]
Acceleration 0–100 km/h s	11.3 [11.6]	10.8 [10.8]	9.2 [9.2]	8.9 [8.6]	7.3 [7.2]	[7.1]	[7.6]	[7.4]
Consumption^{2,3} (min / max)								
Low l/100 km	7.7/8.3 [8.0/8.4]	5.9/6.3 [5.8/6.1]	8.0/8.4 [8.3/8.7]	5.7/6.0 [6.4/6.5]	9.1/9.2 [8.9/9.3]	[9.4/9.5]	[6.1/6.5]	[6.7/6.9]
Medium l/100 km	5.7/6.2 [5.8/6.4]	4.5/5.0 [4.6/5.0]	5.9/6.4 [5.9/6.5]	4.5/4.9 [4.8/5.1]	6.6/7.0 [6.1/6.5]	[6.7/7.1]	[4.7/5.1]	[5.2/5.5]
High l/100 km	5.1/5.6 [5.1/5.6]	4.0/4.4 [4.2/4.6]	5.2/5.7 [5.0/5.5]	4.3/4.6 [4.4/4.7]	5.8/6.2 [5.2/5.6]	[5.8/6.2]	[4.4/4.7]	[4.8/5.2]
Extra-high l/100 km	6.1/6.6 [6.1/6.7]	4.8/5.3 [5.0/5.4]	6.0/6.5 [5.9/6.5]	5.0/5.5 [4.9/5.5]	6.7/7.2 [6.2/6.6]	[6.7/7.2]	[5.2/5.5]	[5.6/5.9]
Combined l/100 km	5.9/6.4 [6.0/6.5]	4.7/5.1 [4.8/5.2]	6.0/6.5 [5.9/6.5]	4.8/5.2 [4.9/5.3]	6.7/7.1 [6.2/6.7]	[6.8/7.2]	[5.0/5.3]	[5.4/5.7]
Emissions standard (type-approved)	Euro 6d-TEMP	Euro 6d-TEMP	Euro 6d-TEMP	Euro 6d-TEMP	Euro 6d-TEMP	Euro 6d-TEMP	Euro 6d-TEMP	Euro 6d-TEMP
CO ₂ emissions, combined g/km	135/147 [137/149]	122/133 [125/135]	136/148 [135/148]	125/136 [129/140]	152/161 [142/152]	[154/163]	[130/139]	[142/149]
Weight²/capacity²								
Permitted axle load, front/rear kg	1100 [1100]/ 700 [715]	1200 [1200]/ 735 [740]	1300 [1300]/ 705 [715]	1300 [1300]/ 750 [750]	1300 [1300]/ 735 [745]	[1500]/[750]	[1300]/[750]	[1500]/[750]

¹ Depending on the environmental conditions, a temporary peak output is provided that may be approx. 10% above the nominal output. The duration of the peak output increases as the environmental temperature decreases (at +25°C approx. 5s, at -20°C approx. 40s).

² All figures relate to vehicles with the standard 6-speed manual transmission. Values in [] relate to vehicles with 7-speed/8-speed automatic Steptronic transmission.


³ The data for fuel consumption, CO₂ emissions and energy consumption are determined in accordance with the measurements processes as defined by European Regulation (EU) 715/2007 in the applicable version. Data refer to a vehicle with base-level equipment in Germany, and the ranges account for differences according to the selected wheel and tyre size and the optional equipment. For these vehicles, values other than those specified here may apply for the assessment of taxes and other vehicle-related charges that are (also) based on CO₂ emissions.


The models illustrated in this brochure show the specifications for vehicles produced by BMW AG for the German market. In part, they include optional equipment and accessories not fitted as standard. The availability of standard and optional equipment, and configurations of options, may vary for all models in this brochure after going to press on 01 January 2021 and may vary from country to country within the European Union. For detailed information about the situation in your country, please contact your authorized MINI dealer. Subject to changes in design and equipment.

At the end of the use phase, all vehicles can, of course, be recycled and re-used. Additional information about returning your old vehicle can be found on our website at mini.com/recycling

© BMW AG, Munich, Germany.
Not to be reproduced wholly or in part without written permission of BMW AG, Munich.

Find out more online at:
mini.com

 @MINI

 [facebook.com/mini](https://www.facebook.com/mini)

MINI BONIFACIO GLOBAL CITY.
The Autohub Showroom, 32nd St.,
Bonifacio Global City, Taguig City
Hotline: 0917-854-3317

MINI PAMPANGA.
Levy P. Laus Corporate Centre, Event
Centre Blvd., San Fernando, Pampanga
Hotline: 0919-065-0041

MINI POP-UP STORE ESCARIO
N. Escario St. Cor Tojong St.,
Kamputhaw, Cebu City
Hotline: 0917-306-6464

March 2021

mini.com

5 11 054 082 22 3 2021

Printed in Germany.