

**JOHN COOPER
WORKS**



THE MINI
JOHN COOPER WORKS
FAMILY.





TRUE LEGENDS ARE REWRITTEN EVERY DAY.

Very few people are prepared to commit to the challenge of ceaseless self-improvement. One of these people was John Cooper. A construction genius, he saw the future rally champion in the classic Mini the moment he saw it. The Mini Cooper won the Monte Carlo Rally three times, beating the much more powerful engines of its competitors to the finish line. Our four high-performance John Cooper Works models continue the great tradition of these racing legends.

Powerful engines, specially designed chassis and braking systems are the foundation for their extraordinarily dynamic drive. Even with standard equipment, you can feel the dynamic alignment throughout the vehicle. Characteristic detailing and high-performance technology enhance the authentic motor racing sensation on every journey. In a MINI John Cooper Works, you'll feel like a champion on every inch of the road.



READY FOR A FAST LAP?

At the heart of both the MINI John Cooper Works 3-door Hatch and MINI John Cooper Works Convertible beats the same powerful 170 kW/231 hp MINI Twin Power Turbo engine, boasting a mighty 320 Nm of torque for lightning sprints. The 3-door accelerates to 100 km/h in just 6.3 seconds from a standing start, with the MINI Convertible reaching 100 km/h in just 6.6 seconds.

Always as standard: Sport suspension for outstanding road holding and the Aerodynamics kit with John Cooper Works specific air inlets for the ultimate in engine and brake cooling, side skirts in body colour and a rear apron with an understated diffuser insert for optimal airflow.



WE'VE DISTILLED THE ESSENCE OF POWER.

Both the MINI John Cooper Works Clubman and new MINI John Cooper Works Countryman are equipped with the most powerful engine that has ever been fitted in a MINI straight from the factory. The turbo engine delivers an impressive 225 kW/306 hp and 450 Nm of torque. Both models feature ALL4 all-wheel drive as standard, which harnesses this tremendous power to secure the utmost in driving stability. The electrohydraulic multi-plate clutch automatically and seamlessly distributes the optimal amount of drive torque between the front and rear axles, whatever the conditions. A mechanical locking differential on the front axle ensures optimum handling round every corner.

Meanwhile, the eight-speed automatic transmission provides the perfect gear ratio between the engine and drive unit. The MINI John Cooper Works Clubman accelerates to 100 km/h in 4.9 seconds from a standing start, with the MINI John Cooper Works Countryman reaching this marker in 5.1 seconds.



WELCOME TO POLE POSITION.

The optional MINI Head-Up Display (1) shifts all relevant journey-related data right into your field of vision. And exclusive to John Cooper Works models with automatic Sport transmission, this can also show the current rpm, the gear selected and optimal gear switching point. The red SPORT mode start screen appears in the MINI central instrument panel (2) when starting up.

Anyone sitting behind the John Cooper Works Walknappa leather steering wheel (3) with its JCW badge will feel the superb lateral support in the John Cooper Works sport seats with their optional Dinamica/leather combination* in Carbon Black (3) and John Cooper Works logo below the headrest.



* Leather covering on the seat cushions, backrest and headrests front and back



EXCLUSIVE SPORTS INSIGNIA.


It's never enough to simply unleash extreme power; it needs to be controlled as well. Maximum braking performance comes courtesy of the 4-disc fixed calliper brakes (1) with red brake callipers. The John Cooper Works logo – also displayed on the athletic styling of the side scuttles in Chilli Red (4) – stands for quality tested at racing-level standards.

Greater downforce and improved road holding at increasing speeds are provided by the John Cooper Works front spoiler (2) and John Cooper Works roof spoiler (5). The double tailpipes of the John Cooper Works Sport exhaust system are positioned central to the rear diffuser on the 3-door (3) and Convertible, while the stainless steel tailpipes of the double-flow exhaust system on the Clubman and Countryman are both integrated externally into the bumper.

WHICH COLOUR FINISHES FIRST?

The MINI John Cooper Works models come in an array of paintwork options. Some of these are tied exclusively to specific models. Alongside Aspen White and Jet Black as contrasting colours for the roof and exterior mirror caps, Chilli Red is also available exclusively for the John Cooper Works models. Another option is the phenomenal new Multitone roof. An exception here is of course the Convertible roof. This comes either as a fabric softtop in classic Black or in a MINI Yours version with woven Union Jack design.

mini.com/configurator




Rebel Green: exclusive to John Cooper Works.

The exclusive Rebel Green paint colour pays homage to the British racing tradition and is reserved only for the MINI John Cooper Works models.


Roof¹ and exterior mirror caps:



Chilli Red



Aspen White




Jet Black



Multitone³




MINI Yours



Black

MINI John Cooper Works Convertible softtop:




Moonwalk Grey



White Silver



Rooftop Grey



Island Blue



British Racing Green



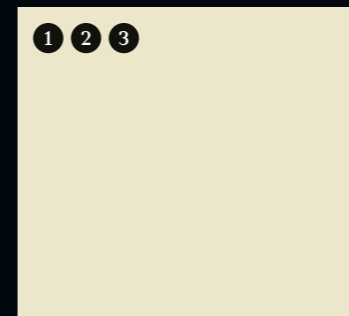
Midnight Black




Chilli Red²



MINI Yours Enigmatic Black



Pepper White^{2/5}



Zesty Yellow⁴



Sage Green

Paintwork available for:

① MINI John Cooper Works 3-door Hatch. ② MINI John Cooper Works Convertible. ③ MINI John Cooper Works Clubman. ④ MINI John Cooper Works Countryman.

¹ Not available for MINI John Cooper Works Convertible | ² Non-metallic | ³ With exterior mirror caps in Jet Black – not available for the MINI John Cooper Works Countryman | ⁴ Available for the MINI John Cooper Works 3-door Hatch from March 2022 | ⁵ Only available until October 2021

DELIVER AN EYE-CATCHING PERFORMANCE.

Whether 17", 18" or 19", in Silver, Black or Bicolour, the wide range of light alloy wheels let you fine tune your very own individual MINI John Cooper Works model to perfection. Get started with the configurator on the MINI homepage to see how your vehicle would look.

MINI JOHN COOPER WORKS 3-DOOR HATCH AND CONVERTIBLE.



17" John Cooper Works Track Spoke black



18" John Cooper Works Cross Spoke two-tone *



18" John Cooper Works Circuit Spoke two-tone

MINI JOHN COOPER WORKS CLUBMAN AND COUNTRYMAN.



18" John Cooper Works Grip Spoke



18" John Cooper Works Grip Spoke black



19" John Cooper Works Circuit Spoke two-tone



READY FOR A TEST DRIVE IN A CLASS OF ITS OWN?

Familiar roads, like you've never driven them before – on a test drive in one of the most dynamic and exciting MINI John Cooper Works models of all time. Your MINI Partner is looking forward to hearing from you.

Engine		3-door	Convertible	Clubman	Countryman
Engine/transmission^{1/2}					
Cylinders/configuration/valves per cylinder		4/inline/4	4/inline/4	4/inline/4	4/inline/4
Capacity	cm ³	1998	1998	1998	1998
Nominal power/rated speed	kW/hp/rpm	170/231/ 5200-6200	170/231/ 5200-6200	225/306/ 5000-6250	225/306/ 5000-6250
Max. torque/revs	Nm/rpm	320/1450-4800	320/1450-4800	450/1800-4500	450/1800-4500
Performance					
Max. speed	km/h	246 [246]	242 [241]	[250]	[250]
Acceleration 0-100km/h	s	6.3 [6.1]	6.6 [6.5]	[4.9]	[5.1]
Consumption (min / max)^{1/2}					
Low	l/100km	9.2 / 9.6 [9.4 / 9.7]	9.5 / 9.9 [9.6 / 9.8]	[10.4 / 10.9]	[10.5 / 11.0]
Medium	l/100km	6.6 / 6.9 [6.5 / 6.8]	6.9 / 7.1 [6.7 / 7.0]	[7.3 / 7.9]	[7.6 / 8.1]
High	l/100km	5.9 / 6.2 [5.6 / 5.9]	6.1 / 6.4 [5.8 / 6.1]	[6.4 / 6.9]	[6.5 / 7.2]
Extra-high	l/100km	6.8 / 7.0 [6.5 / 6.8]	7.1 / 7.4 [6.8 / 7.1]	[7.2 / 7.7]	[7.5 / 8.2]
Combined	l/100km	6.8 / 7.1 [6.6 / 6.9]	7.1 / 7.4 [6.9 / 7.1]	[7.4 / 7.9]	[7.6 / 8.2]
Emissions standard (type-approved)		Euro 6d-TEMP	Euro 6d-TEMP	Euro 6d-TEMP	Euro 6d-TEMP
CO ₂ emissions, combined	g/km	155 / 161 [150 / 157]	161 / 167 [156 / 162]	[168 / 180]	[173 / 188]

¹ All figures relate to vehicles with the standard 6-speed manual transmission. Values in [] relate to vehicles with 7-speed/8-speed automatic Steptronic transmission.

² The data for fuel consumption, CO₂ emissions and energy consumption are determined in accordance with the measurements processes as defined by European Regulation (EU) 715/2007 in the applicable version. Data refer to a vehicle with base-level equipment in Germany, and the ranges account for differences according to the selected wheel and tyre size and the optional equipment. For these vehicles, values other than those specified here may apply for the assessment of taxes and other vehicle-related charges that are (also) based on CO₂ emissions.

The models illustrated in this brochure show the specifications for vehicles produced by BMW AG for the German market. In part, they include optional equipment and accessories not fitted as standard. The availability of standard and optional equipment, and configurations of options, may vary for all models in this brochure after going to press on 01 January 2021 and may vary from country to country within the European Union. For detailed information about the situation in your country, please contact your authorized MINI dealer. Subject to changes in design and equipment.

At the end of the use phase, all vehicles can, of course, be recycled and re-used. Additional information about returning your old vehicle can be found on our website at mini.com/recycling

© BMW AG, Munich, Germany.
Not to be reproduced wholly or in part without written permission of BMW AG, Munich.

Find out more online at:
mini.com

 @MINI

 [facebook.com/mini](https://www.facebook.com/mini)

MINI BONIFACIO GLOBAL CITY.
The Autohub Showroom, 32nd St.,
Bonifacio Global City, Taguig City
Hotline: 0917-854-3317

MINI PAMPANGA.
Levy P. Laus Corporate Centre, Event
Centre Blvd., San Fernando, Pampanga
Hotline: 0919-065-0041

MINI POP-UP STORE ESCARIO
N. Escario St. Cor Tojong St.,
Kamputhaw, Cebu City
Hotline: 0917-306-6464

March 2021
mini.com

5 11 999 087 22 3 2021

Printed in Germany.